

My CS-Link


eCheck-in made simple.

We have made it easy to **check in online** for your upcoming appointment.

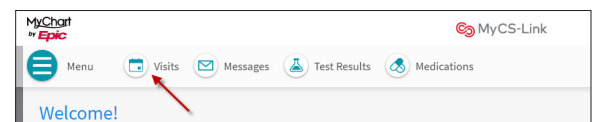


On your **computer**, simply follow these four steps:

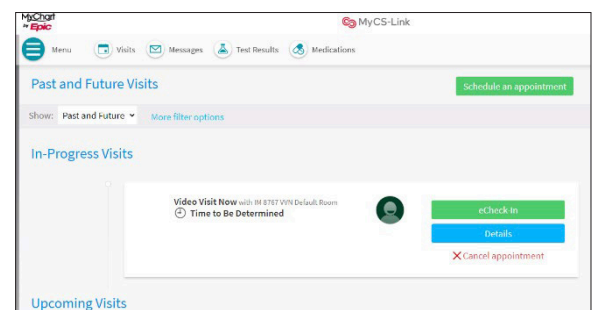
- 1 Go to:
www.cedars-sinai.org/HHMyCSLink
and log in with your ID and password.



- 2 Hover over the Visits menu.



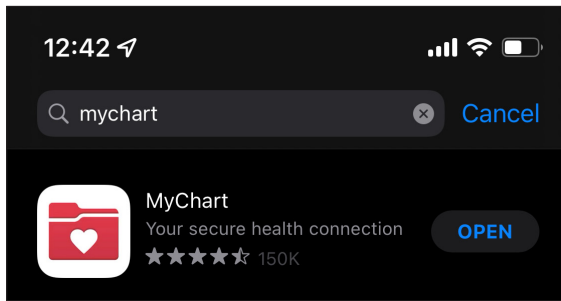
- 3 Find your upcoming appointment.
- 4 Follow the prompts to complete any assigned eCheck-in steps.



Continued >

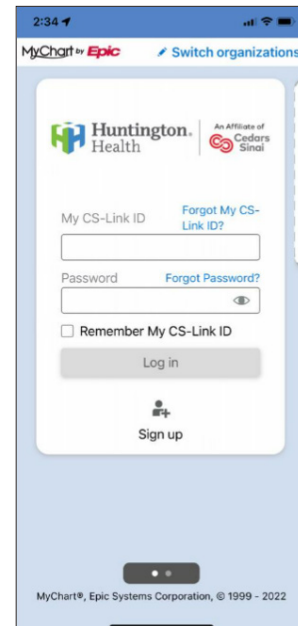


On your **mobile device**, follow these four steps:

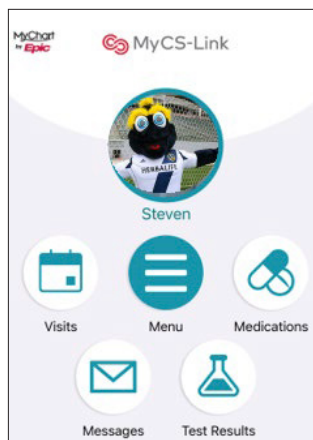


1 Install the MyChart app if you don't already have it:

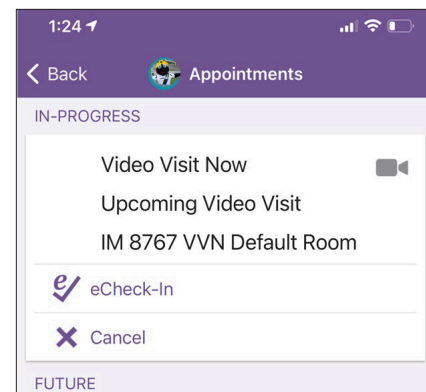
- Search for **MyChart** in the app store on your mobile device.
- Click on the app to install it.



2 Open the app and log into My CS-Link using your ID and password.



3 Tap on the **Visits** icon.



4

- Find your upcoming appointment.
- Tap on the eCheck-in button.
- Follow the prompts to complete any assigned eCheck-in steps.